

TJ Series

PV-TJ235GA6 235Wp

PV-TJ230GA6 230Wp

PV-TJ225GA6 225Wp

PV-TJ220GA6 220Wp

PV-TJ210GA6 210Wp

**Best Performance
with Long Reliability**


Performance

Higher Cell Efficiency

- 4 busbar cell
- Solder coatingless
- Fine grid electrodes
- Optimized tab thickness

Higher Module Output

- 10×6 cell array
- Highly reflective backfilm with wide cell pitch
- Cerium-free high-transparency glass
- Tight tolerance +/-3%
- High power in actual use
(Paired module average exceeds nominal value)



Reliability

- Tougher, more durable I-shaped frame
- Static load test of 5400Pa passed with protection bar
- Double corrosion resistant frame coating
- Max. system voltage 1000V with four-layer back film
- Water drainage structure
- Lower frame edge slope
- Flexible straight tabs



Safety

- Quad-layer protective design junction box
- Highly heat-resistant bypass diode
- Lock mechanism equipped connectors
- Conforms with IEC 61215 2nd Edition, IEC 61730




Easy Installation

- Protection plate with cable clip
- Easier to grip frame
- Smoother frame edges



Ecological

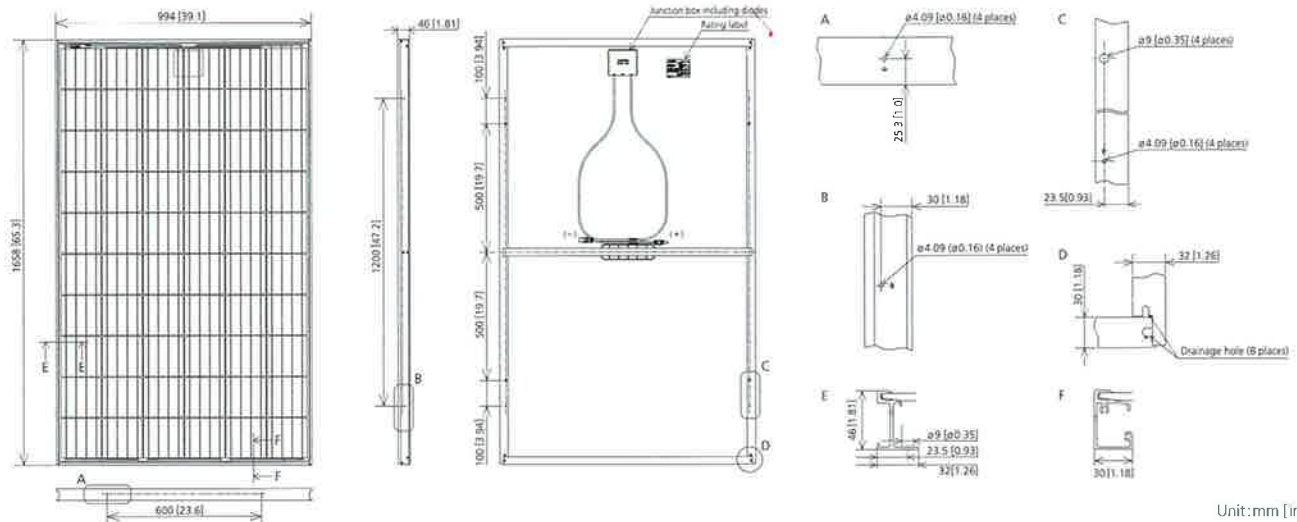
- Lead-free solder modules
- Manufactured in a ISO14001 certified plant
- Recyclable steel pallets



SPECIFICATIONS SHEET

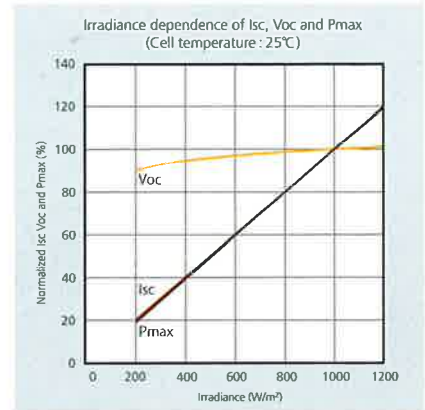
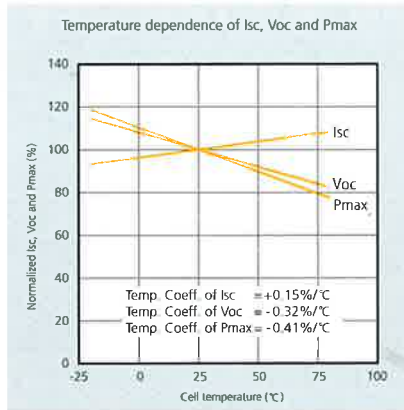
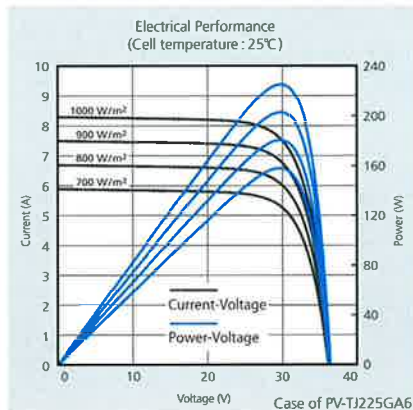
Manufacturer	MITSUBISHI ELECTRIC				
Model name	PV-TJ235GA6	PV-TJ230GA6	PV-TJ225GA6	PV-TJ220GA6	PV-TJ210GA6
Cell type	Polycrystalline silicon, 156mm × 156mm				
Number of cells	60 cells in a series				
Maximum power rating (Pmax)	235W	230W	225W	220W	210W
Warranted minimum Pmax	228.0W	223.1W	218.3W	213.4W	203.7W
Tolerance of maximum power rating	+/-3%				
Open circuit voltage (Voc)	36.8V	36.6V	36.4V	36.2V	35.8V
Short circuit current (Isc)	8.49A	8.39A	8.30A	8.20A	8.00A
Maximum power voltage (Vmp)	30.5V	30.2V	30.0V	29.7V	29.2V
Maximum power current (Imp)	7.71A	7.62A	7.50A	7.39A	7.19A
Normal operating cell temperature (NOCT)	47.0 °C				
Maximum system voltage	1000V DC				
Fuse rating	15A				
Dimensions	1658×994×46mm (65.3×39.1×1.81inches)				
Weight	20.0kg (44lbs.)				
Output terminal	(+) 1025mm/(-) 1025mm with MC connector (PV-KBT4/6II-UR, PV-KST4/6II-UR) Cable conforms with TÜV Specification 2 Pfg 1169/08.2007				
Module efficiency	14.3%	14.0%	13.7%	13.3%	12.7%
Packing condition	2 pcs / 1 carton				
Certificates	IEC 61215 Second Edition, IEC 61730				

DRAWINGS AND DIMENSIONS



Unit:mm [inch]

ELECTRICAL CHARACTERISTICS



MITSUBISHI ELECTRIC CORPORATION
HEAD OFFICE: TOKYO BLDG., 2-7-3, MARUNOUCHI, CHIYODA-KU, TOKYO 100-8310, JAPAN
<http://Global.MitsubishiElectric.com/solar>

MITSUBISHI ELECTRIC ASIA PTE LTD
307 ALEXANDRA ROAD, MITSUBISHI ELECTRIC BUILDING, SINGAPORE 159943
TEL: +65-6470 2601 FAX: +65-6476 0590
<http://www.MitsubishiElectric.com.sg>

Revised Publication, effective Jan.2010.
Superseding Publication, L-175-9-B8423-C of Nov.2009.
Specifications subject to change without notice.