

DOUBLE-DECK PRINTER
CP-D707DW 



**A Single Printer with
Double the Power**

High speed

High resolution

High capacity



SINGLE-DECK PRINTER
CP-D70DW 

for a greener tomorrow





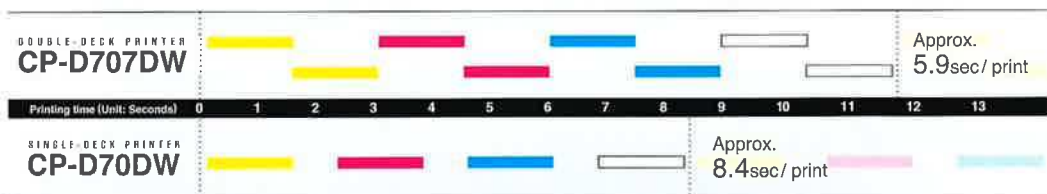
Double-deck structure realizing higher levels of printing speed

Mitsubishi Electric's CP-D707DW is a sublimation printer incorporating a double-deck structure. The double power of the printer enables high-speed printing at a world-class level.

Incorporating a double-deck structure realizes approx. **5.9** second (10x15cm [4x6"]) print time.
Performs the role of two printers with the power of a single printer!

The upper and lower decks of the CP-D707DW work together to greatly reduce the time required for printing, realizing a print time of approx. 5.9 seconds for a 10x15cm (4x6") size photo.

Large-quantity processing of prints at high speed reduces the amount of operator intervention.




*As of September 2010, excluding data transfer time *When the same size is printed with the upper and lower decks simultaneously (CP-D707DW only).



High-resolution prints clearer and sharper than ever



CP-D70DW/D707DW incorporates newly developed image processing methods, making it possible to reproduce smooth edges and natural images. High-resolution prints are generated that are very clear and sharper with little or no color blurring.

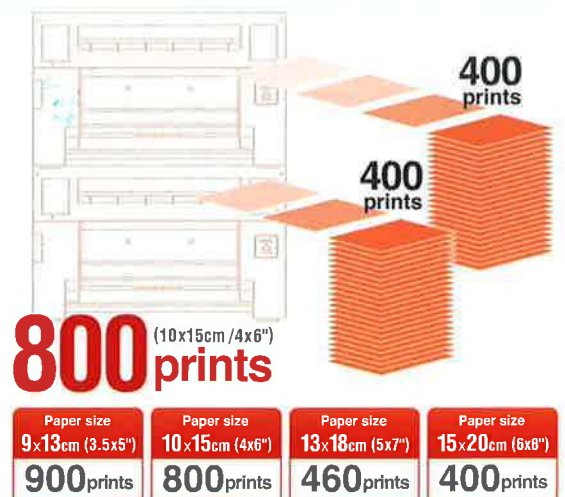
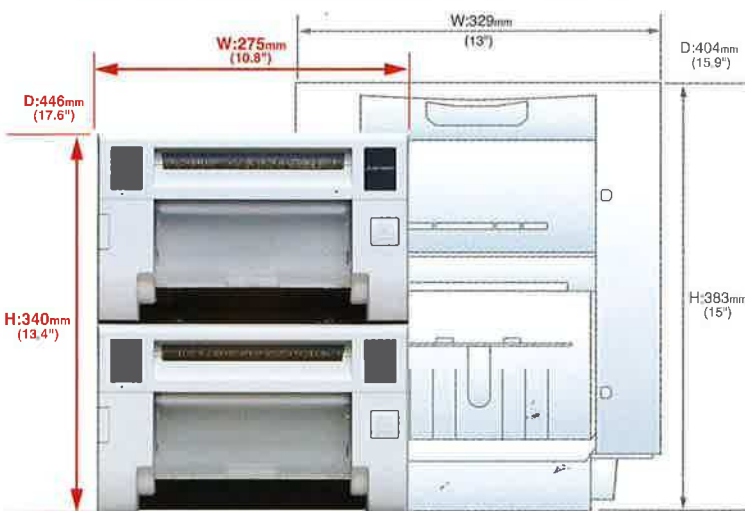


Compact, yet high capacity



CP-D707DW has a double-deck construction yet it is smaller than other single dye-sub printers. (Compared to our company's products.) The high loading capacity accommodates uninterrupted printing of up to 800 10x15cm(4x6") prints. (Loaded with two rolls of 10x15cm (4x6") media.) CP-D707DW requires minimal installation space to print a large quantity of prints at high speed.

Size comparison with CP-9810DW (conventional model)



Space-saving CP-D70DW single deck



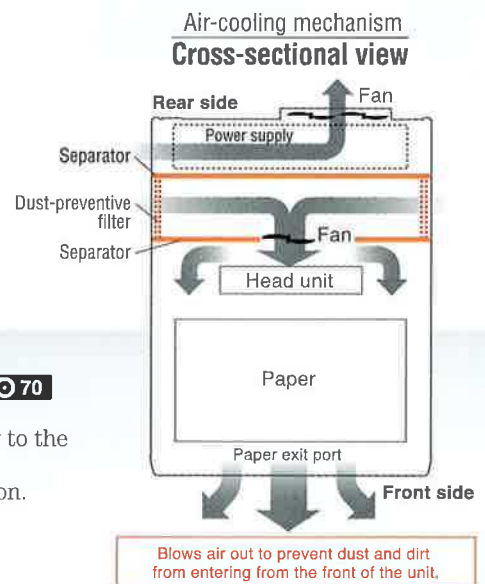
The compact size of the CP-D70DW makes it ideal for environments with space constraints. The CP-D70DW takes approx. 8.4 seconds for a 10x15cm(4x6") size photo.





Designed for dust-free photos and efficient printer throughput

CP-D70DW/D707DW incorporates a separator design to distribute airflow separately to the power supply and the printing thermal head. The effective air cooling increases the throughput while reducing print contamination.




Ease of use

The CP-D70DW/D707DW is designed for simple operation and allows fast media loading. No special knowledge is required for maintenance.




1. Open front door.



2. Pull out front door and load paper.



3. Slide ink ribbon.



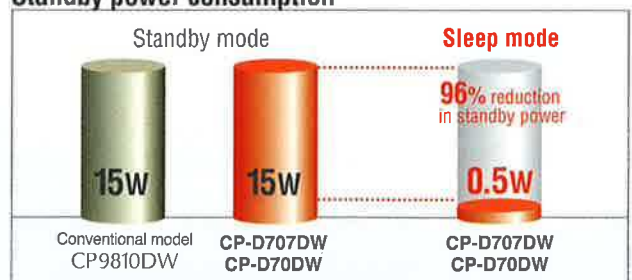
4. Close front door to complete the auto paper loading.

Energy savings of 96%*

CP-D707DW is designed with a sleep mode function, which reduces power consumption to less than one watt. In addition, a double-deck structure with a single integrated power supply, provides the functionality of two printers with the power of a single printer.

* Compared with the standby power of Mitsubishi Electric's conventional printer.

Standby power consumption



Supports multiple print sizes

A single printer supporting print sizes of
9 x 13cm (3.5x5"), 10 x 15cm (4x6"), 13 x 18cm (5x7") and 15 x 20cm (6x8")



9x13cm (3.5 x 5")



10x15cm (4 x 6")



13x18cm (5 x 7")



15x20cm (6 x 8")



◎Print size combination

A combination of paper sizes set for the upper and lower decks makes it possible to print photographs in a maximum of three different sizes.

EXAMPLE

Upper : 15cm (6") width paper size

10 x 15cm (4x6") and 15 x 20cm (6x8")
prints simultaneously.

Lower : 13cm (5") width paper size

9 x 13cm (3.5x5") **or** 13 x 18cm (5x7")
prints separately.





DOUBLE-DECK PRINTER CP-D707DW

- Printing time approx. **5.9sec** (10x15cm/4x6")
- Print capacity **800prints** (10x15cm/4x6")
- Power saving**
- Easy to use**



SINGLE-DECK PRINTER CP-D70DW

- Printing time approx. **8.4sec** (10x15cm/4x6")
- Print capacity **400prints** (10x15cm/4x6")
- Power saving**
- Easy to use**

CP-D70DW / CP-D707DW Specifications

Model	CP-D707DW		CP-D70DW	
Print deck	Double-deck		Single-deck	
Printing method	Dye sublimation thermal transfer line 3-color face progressive printing (yellow, magenta, and cyan) and surface lamination			
Gradations	256 (8-bit) for each color			
Print resolution	300DPI			
Capacity	89x127mm (3.5x5")	900 prints	89x127mm (3.5x5")	450 prints
	102x152mm (4x6")	800 prints	102x152mm (4x6")	400 prints
	127x178mm (5x7")	460 prints	127x178mm (5x7")	230 prints
	152x203mm (6x8")	400 prints	152x203mm (6x8")	200 prints
Printing time*3	89x127mm (3.5x5")	Approx. 5.4sec	89x127mm (3.5x5")	Approx. 7.7sec
	102x152mm (4x6")	Approx. 5.9sec	102x152mm (4x6")	Approx. 8.4sec
	127x178mm (5x7")	Approx. 9.4sec	127x178mm (5x7")	Approx. 12.7sec
	152x203mm (6x8")	Approx. 10.6sec	152x203mm (6x8")	Approx. 14.5sec
Interface	Hi-Speed USB Ver. 2.0			
Driver software	Windows®XP/ Vista / 7 (32-bit), Windows®/ Vista / 7 (64-bit) *1, Mac OS X*2			
Memory size	8 pictures (for 10x15cm/4x6" size)		4 pictures (for 10x15cm/4x6" size)	
Dimensions (WxDxH)	Approx. 275 x 446 x 340mm (10.8 x 17.6 x 13.4")		Approx. 275 x 446 x 170mm (10.8 x 17.6 x 6.7")	
Weight	Approx. 22kg (48.5lb)		Approx. 12kg (26.5lb)	
Power supply	220-240VAC, 50/60Hz, 120VAC, 50/60Hz			
Power consumption	2.6A (220 - 240VAC, 50/60Hz) 5.1A (120VAC, 50/60Hz)		2.4A (220 - 240VAC, 50/60Hz) 4.6A (120VAC, 50/60Hz)	
Accessories	Power cords (for 120V and 230V), ink cassette (2), CD-ROM (1), paper flange (2 sets), spacers (4), quick setup guide (1), paper strip bin (2), paper tray (2), cable tie (2), securing band (1), screw for securing band (2)		Power cords (for 120V and 230V), ink cassette (1), CD-ROM (1), paper flange (1 set), spacers (2), quick setup guide (1), paper strip bin (1), paper tray (1), cable tie (2), securing band (1), screw for securing band (2)	

*1: Windows® Vista / 7 64-bit, Mac OS X printer drivers are available on the website. Windows XP, Windows Vista and Windows 7 are registered trademarks of Microsoft Corporation in the United States and/or other countries.

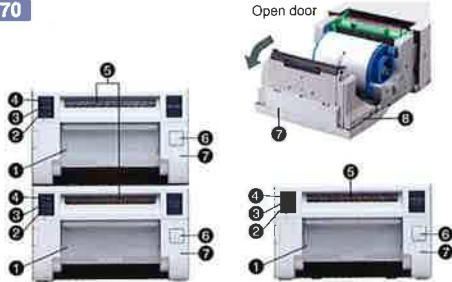
*2: Mac OS are trademarks of Apple Computer, Inc. in the United States and/or other countries.

*3: As of September 2010, excluding data transfer time. When the same size is printed with the upper and lower decks simultaneously (CP-D707DW only).

Part names


Front panel

- Paper strip bin
- Alarm indicator
- Paper ribbon indicator
- Power indicator
- Print outlet
- Open button
- Printing unit
- Door



Rear panel

- Power switch
- Power socket (AC line)
- Fan cover
Handle for transporting
- USB terminal
- Securing holes
for the cable tie
- Handle for transporting
(CP-D707DW)



Consumable parts

Model	Size	Prints per roll	Rolls per box
CK-D735	89x127mm (3.5x5")	450 prints	2
CK-D746	102x152mm (4x6")	400 prints	2
CK-D757	127x178mm (5x7")	230 prints	2
CK-D768	152x203mm (6x8")	200 prints	2



for a greener tomorrow

Eco Changes is the Mitsubishi Electric Group's environmental statement, and expresses the Group's stance on environmental management. Through a wide range of businesses, we are helping contribute to the realization of a sustainable society.

 **MITSUBISHI ELECTRIC CORPORATION**
HEAD OFFICE: TOKYO BLDG., 2-7-3, MARUNOUCHI, CHIYODA-KU, TOKYO 100-8310, JAPAN